

# FERENS

## Easy Read Guide



## Microworld Exhibition 2025



## What is Microworld?

### **exhibition**



Microworld is an exhibition of projections on to the walls of the gallery.



The projections respond to movement.

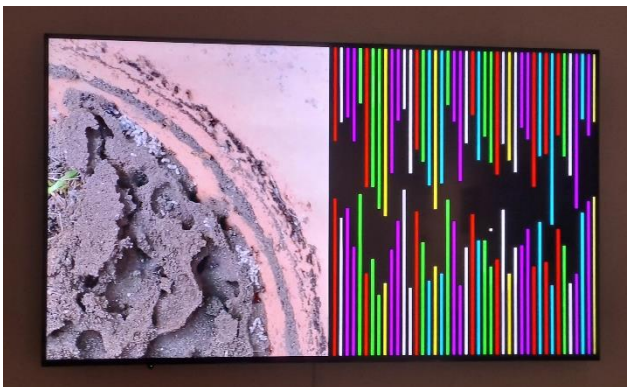


The exhibition was made by 2 artists. Together they are called Genetic Moo.



The artists are inspired by nature.

Most of the projections are linked by cameras so you can see yourself on the screen.



Many of projections have creatures in them like starfish, spiders, maggots and lions.




One of the artworks is called Multiple.

You can see your outline, and make copies of yourself on the screen.

**when**

**When is it on?**



Microworld opens at Ferens on May 24<sup>th</sup> 2025



The exhibition closes on September 7<sup>th</sup> 2025

**Where can I see it?**





The exhibition is on at Ferens Art Gallery



It might be busy in the exhibition.




Our quieter times are usually after 2.30pm on a schoolday or on a Sunday.



We have bookable quiet openings on 6<sup>th</sup> July and 3<sup>rd</sup> August. Please visit [www.hullmuseums/museum-events](http://www.hullmuseums/museum-events) for more details.



Some of the lights in this exhibition have coloured filters on them and some of them move around making a colourful effect on the floor.



This means in some of the exhibition, it feels a little bit darker.



**What else is in the exhibition?**




You can borrow ear defenders in the exhibition, if you find it a bit noisy.

The yellow ones are adult sized.  
The blue ones are kids size.

## Sensory Suitcases



You can borrow a sensory suitcase to take round the exhibition.



The sensory suitcase has

- A plushy toy
- a pop-it fidget
- a torch
- a magnifier
- some goggles you can change the colour of the lenses in.




It has a visual timetable so you can plan your visit and share your plans with friends and family.





You will need to return the sensory suitcase to the bottom of the silver trolley when you leave the exhibition.

## Microlab



Microworld has a play area called Microlab

The Microlab has 4 areas;



1. The desk area with
  - dress up
  - microscopes
  - Building toys
  - a dice game
  - scientist name badges.
  - a spotter guide for the exhibition



## 2. The quantum tunnel.

You can dress up as an astronaut and enter the quantum tunnel.



The tunnel has metallic material and lights on the inside.

It's a good place to chill out.



### 3. The lightbox.

You can explore colour and shape on the lightbox.



### 4. The mini-lab station (designed for under 5s)

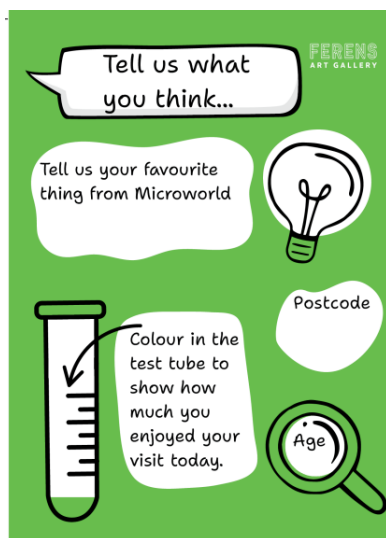
- Microscopes
- toy mini-beasts
- measuring and sorting activity
- design your own creature activity



This is the design your own creature activity



You can let us know what you think at the end of the exhibition.



You can fill out a postcard and post it in the box.



Or you can put a pom pom in the jar you agree with most;

Green – It was out of this world! 🤪

Blue – Zzz...sleepy face 😴

Pink – get me out of here! 😞