

FERENS

 **Hull Museums
& Gallery**

Microworld – Visual Story

Microworld is an exhibition that will be on at the Ferens Art Gallery from 24th May to 7th September.

What is it?



Children enjoying Microworld, Norway © Genetic Moo

Microworld is an exhibition of digital light projections on the wall. The projections react to visitors moving.

Arriving at the Gallery

This is the welcome desk. You'll be welcomed by one of our staff members wearing black trousers and a light blue or black polo shirt. When it's cold they might be wearing a black fleece with a green logo.



The Microworld exhibition is in galleries 7 and 8, you will need to travel through the centre court (picture below) and turn right.



There is a floor sticker in the Centre Court to show you to the right, to gallery 9.



From gallery 9 you need to walk straight up through the archway. The door to Microworld is in the picture on the right (below). When it is open, you'll be able to see through the glass into the exhibition.




The exhibition

Once you are in the exhibition, to your left is the Microlab. This is a sensory play area.




You can borrow a set of ear defenders as you go in. We have extra ear defenders and other sensory aids available from the front desk if you need them.



There are projections on the walls of the gallery.




They are bright, colourful and each one has different creatures or buildings in it.



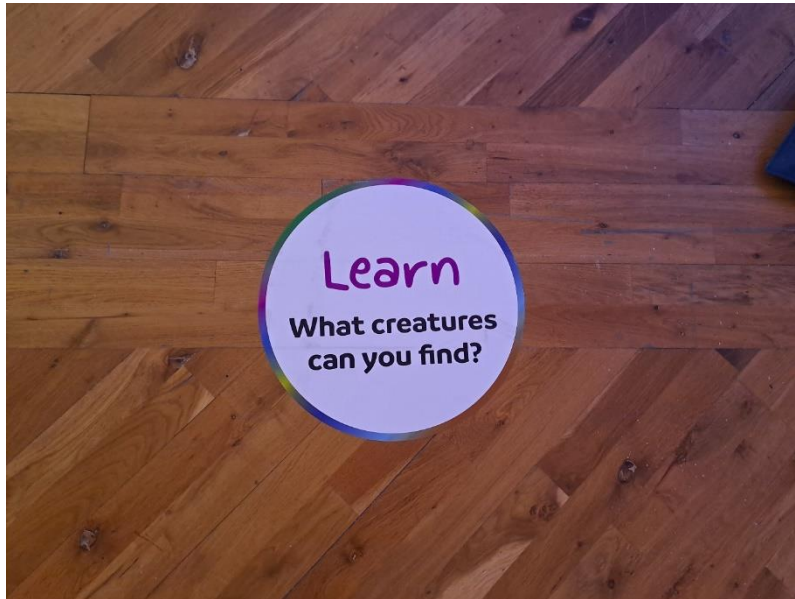
They respond to your movements in different ways. There is some atmospheric background music.



Some of the lights in this exhibition have coloured filters on them and some of them move around making a colourful effect on the floor. This means in some of the exhibition, it feels a little bit darker.



There are circular stickers on the floor with questions to help you spot things in the projections.



There are sofas, chairs and bean bags to sit on.




Sensory Suitcases

You can borrow a sensory suitcase as you go in on your left.



The suitcase includes a plushy toy, a pop-it fidget, a torch, a magnifier and some goggles you can change the colour of the lenses in.




It also has a visual timetable so you can plan your visit and share your plans with friends and family.



You will need to return the sensory suitcase to the bottom of the silver trolley when you leave the exhibition.



You can borrow a set of ear defenders as you go in. We have extra ear defenders and other sensory aids available from the front desk if you need them.




Microlab

The Microlab has 4 areas;

1. The desk area with opportunities to get dressed up and look through a microscope, build structures, play a game and make your scientist name badge.

There is a spotter guide for the exhibition.



2. The quantum tunnel. You can dress up as an astronaut and enter the quantum tunnel.



The tunnel has metallic material and lights on the inside. It's a good place to chill out.



A round wooden table with a light blue illuminated top, displaying various colorful geometric shapes and objects. The table is supported by four legs and has a power supply unit connected to it.

In this area you can look through microscopes, explore mini-beasts, measure and sort, and design your own creature.





It might be busy in the exhibition. Our quieter times are usually after 2.30pm on a schoolday or on a Sunday.



We have bookable quiet openings on 6th July and 3rd August. Please visit www.hullmuseums/museum-events for more details.

You can let us know what you think at the end of the exhibition. You can either fill out a postcard and post it in the box or put a pom pom in the jar you agree with most. The options are;

Green – It was out of this world! 🤩

Blue – Zzz...sleepy face 😴

Pink – get me out of here! 😫



We hope you enjoy your visit and we would love to hear about your experience. You can get in touch by calling 01482 616 398, emailing museums@hcandl.co.uk or through Hull Museums Facebook ([@FerensArtGallery](https://www.facebook.com/FerensArtGallery)), Instagram [@ferensartgallery](https://www.instagram.com/ferensartgallery) and Twitter ([@HullFerens](https://twitter.com/HullFerens)).

Other resources



To find out more you can look on our website <https://www.hullmuseums.co.uk> to see;



Visual Stories and additional access information about visiting Ferens Art Gallery and our other sites.

Symbols

Created in WidgitOnline.com for Hull Museums Widgit Symbols
© Widgit Software 2002 - 2025